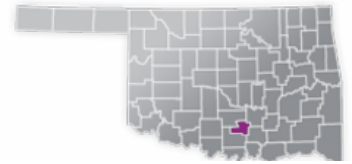




MURRAY COUNTY

COUNTY SEAT: SULPHUR

QUALITY RANK: 47



NEED: CHILDREN NEEDING CARE WHILE PARENTS WORK

AGE	CHILD POPULATION	CHILDREN WITH WORKING PARENTS	
	NUMBER	NUMBER	PERCENT
0-5	1,009	705	69.9%
6-12	1,262	826	65.5%
0-12	2,271	1,531	67.4%

AVAILABILITY: LICENSED CHILD CARE

	NUMBER OF FACILITIES	TOTAL CAPACITY	DHS SUBSIDY
COUNTY TOTAL	13	287	15.4%
CENTERS	4	214	25.0%
HOMES	9	73	11.1%

AFFORDABILITY: CHILD CARE COST

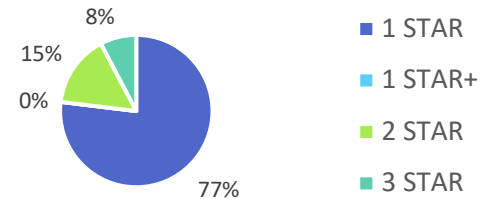
CENTERS AVERAGE FULL-TIME WEEKLY		HOMES AVERAGE FULL-TIME WEEKLY	
UNDER 1	\$155.00	UNDER 1	\$118.33
1 YEAR	\$150.00	1 YEAR	\$117.78
2 YEARS	\$13.00	2 YEARS	\$117.78
3 YEARS	\$130.00	3 YEARS	\$117.78
4-5 YEARS	\$112.50	4-5 YEARS	\$120.00
KINDERGARTEN+	\$95.00	KINDERGARTEN+	\$122.92
2.0% of children whose parents work receive child care paid for by OKDHS subsidy.			
n/a: no facilities operate in the county, - no data reported for county			

EARLY EDUCATION

AGE	4 YEAR OLD PRE-KINDERGARTEN		KINDERGARTEN	
	½ DAY	FULL DAY	½ DAY	FULL DAY
# OF SITES	0	3	0	3
# ENROLLED	0	173	0	178
84.8% of 4 year olds are enrolled in a full or part day Pre-K program. 103.5% of 5 year olds are enrolled in a full or part day Kindergarten program.				

QUALITY:

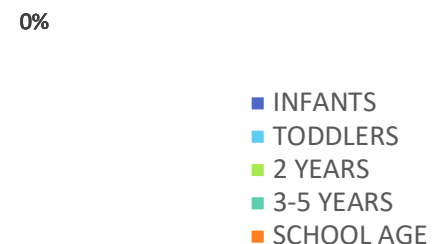
STAR RATINGS FOR CHILD CARE FACILITIES



AMOUNT OF CARE SOUGHT



AGES FOR WHOM CARE IS SOUGHT



NON-TRADITIONAL SCHEDULES SOUGHT

